

RUPE



General Details

VESSEL TYPE	Harbour / Coastal Tug, Lloyds +100A1 Tug
YEAR BUILT/BUILDER	1984, Sims Engineering, Dunedin New Zealand
REGISTRY	New Plymouth
CALLSIGN	ZMA3452
MNZ NUMBER	MSA100540
GRT	283T
DISPLACEMENT (Departure)	480T
DEADWEIGHT	95T

Dimensions

LOA	28.8m
BEAM	9m
DRAFT	5.45m

Performance

BOLLARD PULL	29Tonnes
SEA SPEED	10kts

Tank Capacities

FUEL CAPACITY	56,430litres
FRESH WATER CAPACITY	29,200litres
FIRE FIGHTING FOAM – AFFF	14,000litres
WASTE OIL AND BILGE WATER	2200litres

Machinery

MAIN ENGINES	2 x Cat 3512 860kW at 1600rpm
PROPELLERS	2 x Liaaen (Rolls Royce) Azimuthing Controllable Pitch Thrusters
GENERATORS	2 x Cat 3306 50HZ @ 1500 RPM, 3 Phase, 138kva, 110kw
GENERAL SERVICE PUMPS	2 x Desmi 80-70-175 30-80m ³ /hr
SEWAGE TREATMENT	Hamworthy STO 10person
OILY WATER SEPERATION	Comyn 0.25m ³ /hr
ENGINE ROOM FIRE PROTECTION	FM200

Deck Equipment

TOWING WINCH	Sims Hydraulic 55T Brake holding, 15T haul, 75m/min line speed @bare drum, Freewheel capable.
AFT TUGGER WINCH	Sims Hydraulic 2T
TOWING ARRANGEMENT	HARBOUR 180m x 88mm SSR1200 Main Line. 15m x 41mm Amsteel Blue Pennant OFFSHORE 550m x 42mm wire, 60m Nylon Stretcher, Various 42mm pennants
WINDLASS	Sims Hydraulic 3T single Gypsy, Wire Drum, Drum End
ANCHORS/CABLE	2 x Hall Pattern 480kg / 1 x 19U2 x 11shackle Stbd, 28mm wire Port
TOWING HOOK	30T capacity with remote quick release
STAPLE	Fixed with Stainless/steel lining
DECK CRANE	Unic A500 - 2900kg @2m, 700kg at 9m, rigged with wire winch

Fire Fighting

TOTAL CAPACITY	22,000litres/min
PUMPS	2 x Mather & Platt - 630m ³ /hr - Main Engine Driven
MONITORS	2 x Manual Operated, 1 x Hydraulic remote operated
FOAM INDUCTION	In Line proportioners - 6%

Accommodation/LSA Equip.

GENERAL	LSA and Certificate for 9 Persons
CABINS	4 X 2 Berth, 1 x 1 berth - Air Conditioned
LIFERAFTS	2 x RFD 10 man SOLAS B

Workboat

HULL/MOTOR	NAIAD Aluminium Rigid hull Inflatable/30hp Outboard
------------	---

Navigation and Communication

SSB RADIO	1 x JRC - JSB196
VHF RADIO	2 x Icom 1 x Standard Horizon, 2x Portable
RADAR	Faruno NAVNet VX2 Radar/Plotter Radome-2.2kw for M1824C - 24NM
GPS/PLOTTER	Seiwa Tigershark GPS to NAVNet Plotter Screen
SOUNDER	Furuno FE400 paper plotter
AUTOPILOT	Wagner Mk4
AIS	Furuno Navigator
MAGNETIC COMPASS	

RUPE

Rupe is unique as the only tractor configured, CP thruster tug of her type in New Zealand and has proven to be a capable ship assist tug for harbour duties.


As well as her primary role supporting operations at Port Taranaki, Rupe has routinely assisted as an FPSO Hose handling vessel since 1997. Her capability in this role ensuring maximisation of the weather window for such operations. She has also carried out several coastal towing contracts and provided assistance to disable vessels on the west coast.



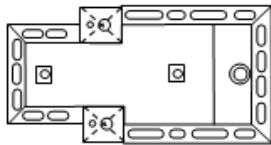

With her thrusters placed well forward and a large open working deck aft, Rupe is an ideal vessel for handling equipment over the stern, while her precise directional control allows her to work safely close in to a moving vessel.



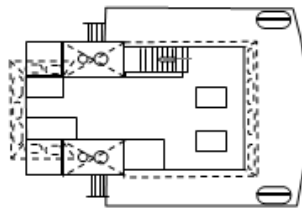
With comfortable accommodation for nine persons, an ample, well configured working deck, Rupe is suitable for a variety of coastal support roles.



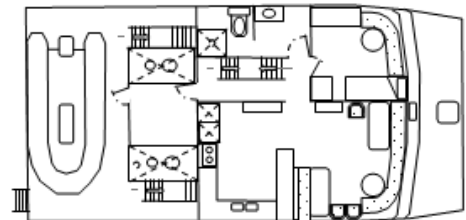
RUPE



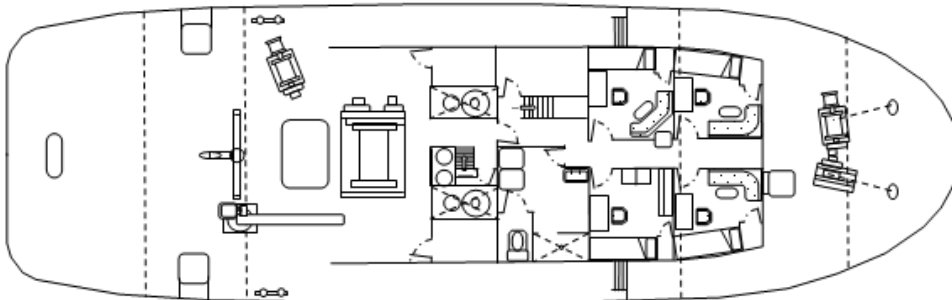
MONKEY ISLAND



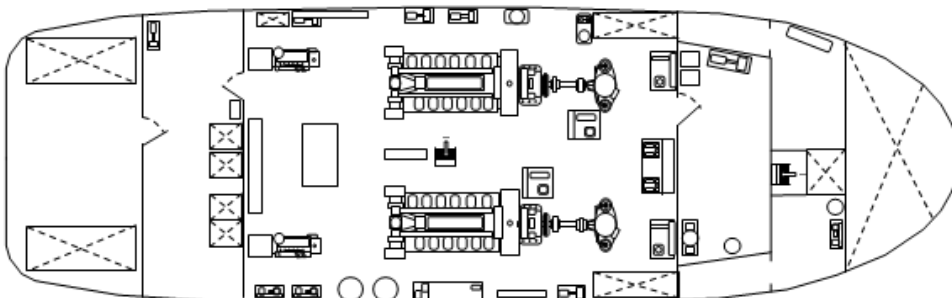
WHEELHOUSE



MESS/BOAT DECK



MAIN DECK



BELOW MAIN DECK